
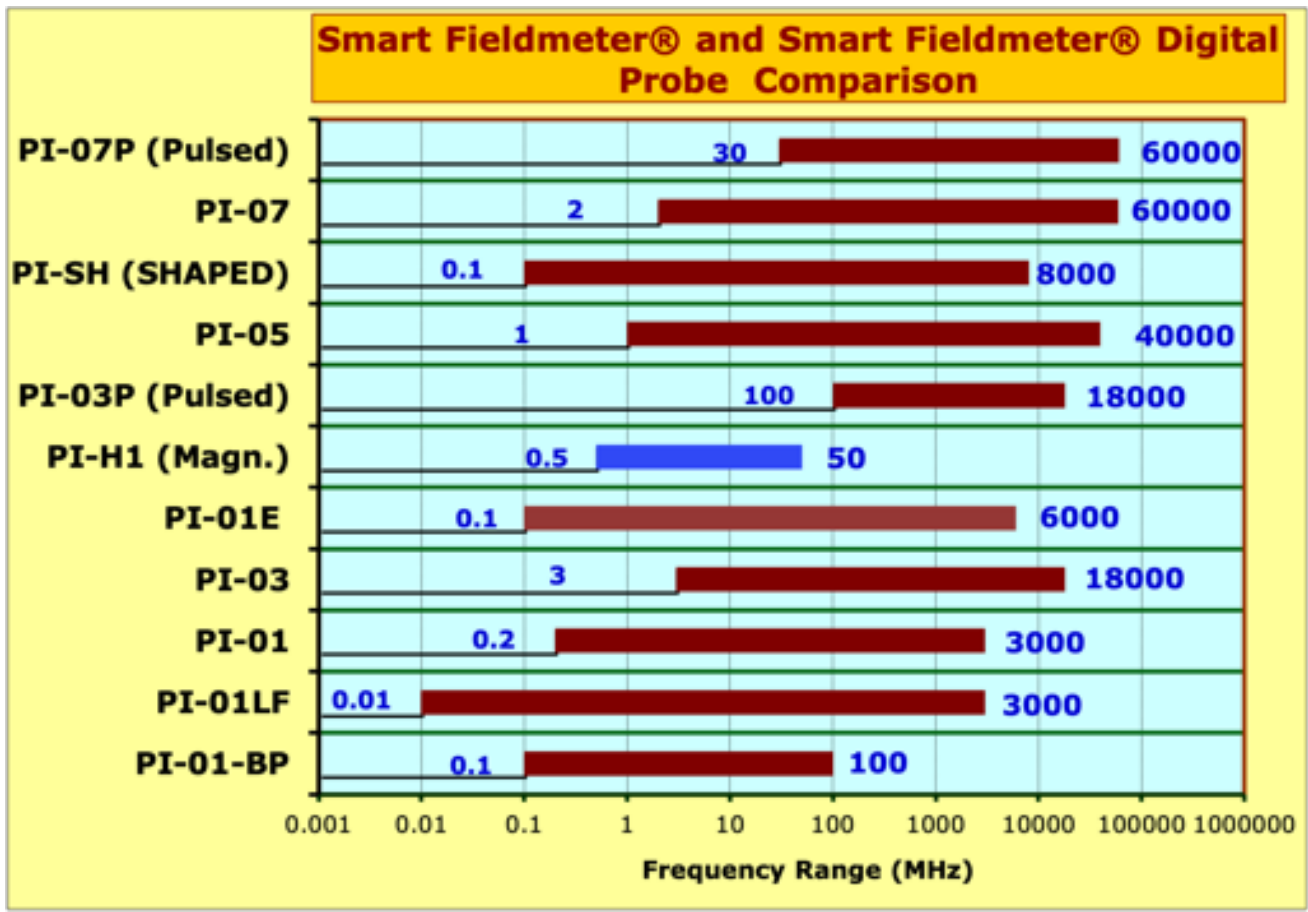


EMC Test Design, LLC Products Catalog



2024














Probes Selection





Note: Pulsed probes PI-03P and PI-07P are calibrated BOTH in Pulsed mode (with included power unit PU-5P) and in Average mode, as regular electric probes.




<p>Field Gauge FG-01</p>	<p>Convenient performance tester for Smart Fieldmeter® and Smart Fieldmeter® Digital instruments. <u>Kits with broadband probes PI-01, PI-01LF, PI-01E, PI-03 and PI-05 come with Field Gauge.</u></p>	<p>Allows verification of meters, probes and connecting cables in seconds. Does not substitute the regular calibration procedure.</p>	
<p>SB-01 Security Bracket for meters RFP-05/M and RFP-04 with probes</p>	<p>Probe security bracket SB-01 protects the connectors of the RF probes and all meters from breakage when probe is mounted directly on the meter during regular field use.</p>	<p>This SB-01 bracket is mounted on the top of the meter and has hollow shaft with flexible metal “fingers” and conical locknut that secures the probe.</p>	

Probe: PI-07P Dual use electric probe: Pulsed and Average. NEW!	30 MHz - 60 GHz	150-3000 V/m (PEAK) 4-1000 V/m (RMS)		Meter: RFP-05M
Probe: PI-07 Electric. NEW!	2 MHz - 60 GHz	4-1000 V/m.		Meter: RFP-05M
Probe: PI-SH ICNIRP or FCC Shaped Electric	100 KHz- 8 GHz	0.5 - 1000% of STD (Power Density)		Meter: RFP-05M
Probe: PI-05 Electric	1 MHz - 40 GHz	2-1000 V/m.		Meter: RFP-05M
Probe: PI-03P Dual use electric probe: Pulsed and Average. New!	100 MHz - 18 GHz	70-1400 V/m. (Peak) 0.8-800 V/m, (RMS)		Meter: RFP-05M
Probe: PI-03 Electric	3 MHz - 18 GHz	0.8 – 800 V/m		Meter: RFP-04, RFP-05M
Probe: PI-01 Electric	0.2 MHz - 3 GHz	0.2 – 600 V/m		Meter: RFP-04, RFP-05M
Probe: PI-01LF Electric	10 KHz - 3 GHz	0.2* – 600 V/m (*) Depends on frequency, see the data sheet.		Meter: RFP-04, RFP-05M
Probe: PI-01E Electric	0.1 MHz - 6 GHz	0.3 – 600 V/m		Meter: RFP-04, RFP-05M
Probe: PI-01-BP Electric	0.1– 100 MHz, Stopband: 800-6000 MHz	1 – 800 V/m		Meter: RFP-05M
Probe: PI-H1 Magnetic	500 KHz - 50 MHz	0.05 – 20 A/m		Meter: RFP-05M

Meters Selection: Smart Fieldmeter® Digital and Smart Fieldmeter®

<p>Smart Fieldmeter® Digital Model: RFP-05M</p>	<p>0.2-6000 V/m 0.01-100A/m (depending on the probe used)</p>	<p>Calibrated with up to four probes at the same time. Supports all present and future probes. Accessories (optional): bidirectional RS232, USB and Fiber Optic isolated modems, GPS and IR Remote.</p>	
<p>Smart Fieldmeter® Model: RFP-04</p>	<p>0.2-800 V/m (depending on the probe used)</p>	<p>Calibrated with one probe selected at purchase. Supports PI-01 and PI-03 probes (see the table above). Accessories (optional) include: Battery powered DC voltage recorders.</p>	

Meter RFP-05M PC Link Accessories

<p>IM-MU</p>	<p>Insulated USB Modem. Modem IM-MU is mounted on meter.</p>	<p>Allows USB charging and bidirectional communication between PC and meter RFP - 05M.</p>	
<p>FOLK-02</p>	<p>Fiber Optic Link Kit. Includes two bidirectional modems IM-MF, IM-PF and 10-meter (30') bi-line fiber optic cable. Modem IM-MF is mounted on meter.</p>	<p>Makes seamless fiber optic USB connection of RFP-05M meter with PC for data streaming. Eliminates all wires. #1. Optional cable -20 m. #2. Optional cable 50 m.</p>	
<p>ODLK-01</p>	<p>Optically Decoupled Link Kit. Includes Data Cable and TTL/RS232/USB bidirectional converter with <u>optical Isolator</u>. Serial isolated RS232/USB output. ODLK-01 is connected to the meter with cable.</p>	<p>Allows bidirectional USB communication between PC and meter RFP-05.</p>	
<p>Software</p>	<p>Required for all PC link kits.</p>	<p>Meter communication and PC control. Data display, storage and retrieval</p>	

EMC Test Design Product Selection Chart



The presented examples are applicable for all probes, including the latest PI-07 models.

EMC Test Design Product Selection Chart

One selected probe: PI-01, PI-01E or PI-03



Meter RFP-04



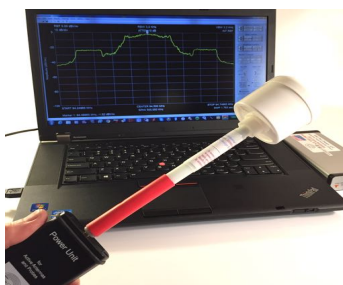
Multimeter with
Isolated USB IR Port



Computer with
USB Port

30 MHz-6 GHz Isotropic Omnifield Antenna® and Selective Field Analyzer

<p style="text-align: center;"><u>OFA-G</u> Active Broadband Isotropic Antenna High Sensitivity. NEW!</p>	<p style="text-align: center;">30 MHz-6 GHz</p>	<p style="text-align: center;">1 mV/m-60 V/m</p>	
<p style="text-align: center;"><u>OFA-GH</u> Active Broadband Isotropic Antenna High Field Strength Levels. NEW!</p>	<p style="text-align: center;">30 MHz-6 GHz</p>	<p style="text-align: center;">10 mV/m- 600 V/m</p>	
<p style="text-align: center;"><u>SFA-S/J</u> Selective Field Analyzer. Includes OFA-G Broadband Isotropic Antenna and USB spectrum analyzer: SA-S (1 Hz-4.4 GHz) or SA-J (9 KHz-12.4 GHz)</p>	<p style="text-align: center;">30 MHz-4.4 GHz</p> <p style="text-align: center;">30 MHz-6 GHz</p>	<p style="text-align: center;">SA-S (or J) Supplied with SD card having measured OFA-G antenna factors.</p>	
<p style="text-align: center;">SD Card with AF Data</p>	<p style="text-align: center;">SD card with measured OFA-G AF</p>	<p style="text-align: center;">Contains AF in format ready to download to SA of your choice.</p>	



PC is not included.

Calibration

All probes and antennas are calibrated in our test lab, traceable to UK NPL (United Kingdom National Physical Laboratory). The new probe price includes the Calibration Certificate.	
The regular (one or two years interval) recalibration:	PI-01 (ALL VARIANTS), PI-H1
	PI-03, OFA-S,
	PI-05, PI-SH, OFA-G
	PI-03P, PI-07
	PI-07P
	RF Guard (in quantity of 10)

EMC Test Design Products

You may find more information about our products: **Smart Fieldmeter®**,

Smart Fieldmeter® Digital and Omnifield Antenna® at our web site: www.emctd.com.

Inquire by e-mail exid@emctd.com, or give us a call: **508-292-1833**.

We can arrange the demonstration of our products by our **distributor in your country**.

Our mail address: EMC Test Design: 5390 Anthony Lane, Sarasota, FL 34233, USA.

Designed and made in the USA.



®

